

**Purchase of a one-time
ticket with a business
customer card**

Smart Ticketing



1 Log in at www.ltglink.it, click "**Sing in**".



2 In the window that opens, enter the business customer card number and password, then click "**Confirm**".

Sign in

Username

Password

SHOW

Confirm

[Create an account](#) [Reset password](#)

IMPORTANT: if you are logging in for the first time, **it is necessary to change the password.**

Password reset required

Your account might not meet the new system security requirements. Please change your password to proceed and review your saved email address.

Email

Old password *

 SHOW

New password *

 SHOW

Confirm new password *

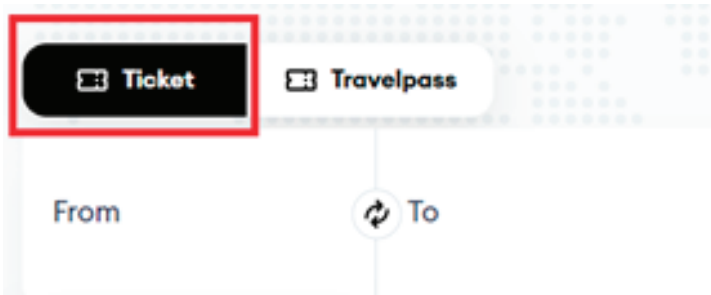
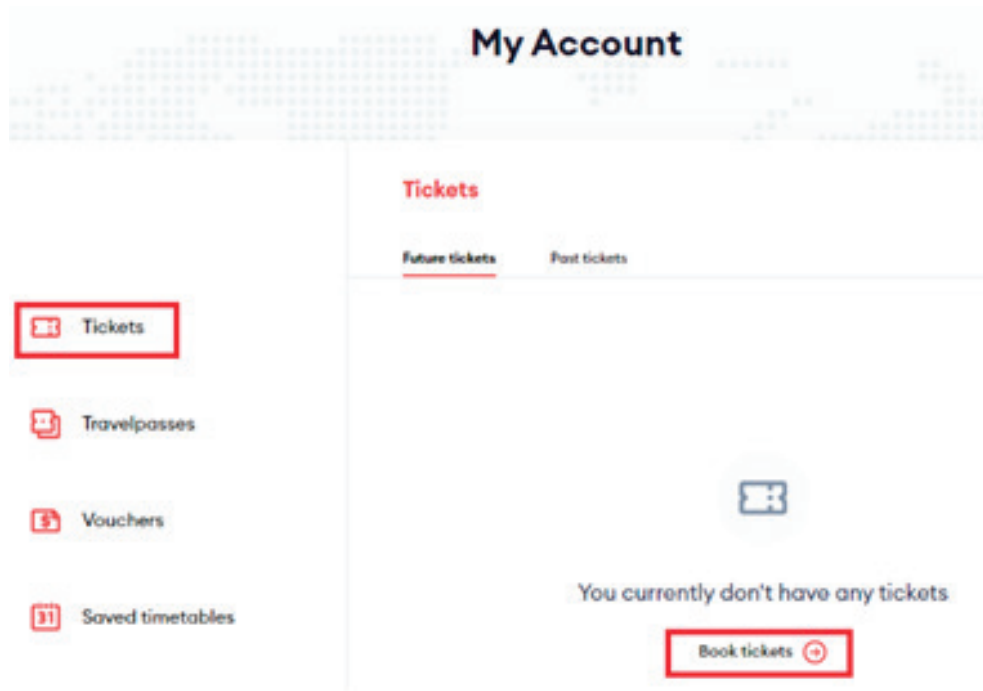
 SHOW

Confirm

Sign out

3

Select the **"Tickets"** section, click on the **"Book tickets"** link, and in the window that opens select the **"Ticket"** ticket type:



4

In the window that opens, select the route of the trip, the date of departure (return date if you are traveling in both directions), the type of ticket and if you want to travel with a bicycle, pet, or other services, check the appropriate box and click **"Search"**.

Select your travel destination

☒ Ticket ☐ Travelpass

From

To

DEPARTING DATE

ADD RETURN DATE

PASSENGERS
1 x Adult (Full price...)

☒ Use promocode

Select passengers

Adult (Full price)

1

Student (50% concession)

0

Pupil (30% discount)

0

Disabled people (50% concession)

0

Less discounts ^

Filter results by

☐ Travel with bike

☐ Travel with pet

☐ Child under 7 years

☐ Travelling with wheelchair

☒ Group ticket ☒ I have a family card

5

















In the results window, select the most appropriate travel time and class and click **"Add to booking"** at the bottom.


Search results [Use promocode](#)

Search > **Book a ticket** > Passenger data > Additional services > Payment

FROM **Vilnius** TO **Kaunas** DEPARTING DATE **Mon, 03/28** Add return date PASSENGERS **1 x Adult (Full price)**

Filter **Mon, 28/03** Sort by

15:30 Vilnius 16:46 Kaunas	1 h 16 min 837 Fast	  	1 CLASS €8.50	2 CLASS €6.40
Vilnius - Kaunas				
<div><div><div>15:30 Vilnius</div><div>Vilnius - Kaunas</div><div>837 Fast</div><div>    </div><div>    </div><div>+ 5 stops</div></div><div><div>16:46 Kaunas</div></div></div> <div>Show class info</div>				
16:20 Vilnius 17:30 Kaunas	1 h 10 min 757 Express	   fastest	1 CLASS €10.00	2 CLASS €7.60
Vilnius - Kaunas				

 **Total: €8.50** **Add to booking**

6 Select/change class or seat and click "**Continue**".

Search > Book a ticket > **Seat selection** > Additional services > Payment

12

1

2

Driving direction

→

Floor 1 **Floor 2**

16

17

18

19

20

21

22

23

1

2

3

4

5

6

7

8

9

10

11

12

13

14

15

1

2

3

4

5

6

7

8

9

10

11

12

13

14

15

Driving direction

↓

WC

1

2

3

4

5

6

7

8

9

10

11

12

13

14

15

Change class or seating service

06:30 Kaunas

07:45 Vilnius

Passenger #1

1 class

21

1 carriage

Continue


7


In the **“Add additional services”** window that opens, select the desired service and add a ticket, then click **“Continue to checkout”**.


NOTE: if you do not need additional services, click **“Continue to checkout”**.


Add additional services


Search > Book a ticket > Passenger data > **Additional services** > Payment


 Change class or seating service >

 Luggage transfer service >

 Bicycle transportation service >



 Transfer service for a child under 7 years of age without occupying a separate seat >

 Pet shuttle service >


 Disabled escort service >


[Continue to checkout](#)


FOR EXAMPLE: select “Bicycle transportation service” and click “Confirm” and “Continue to checkout”.



 Bicycle transportation service 

The quota applies at train level with the number of places available for transporting bicycles

 16:20 Vilnius

 17:30 Kaunas



€4.50  1 

Confirm

Continue to checkout

8

In the last step, **"Pay for your order"**, enter your email address and phone number in the **"Buyer details"** section, and in the **"Comments"** section, enter your first and last name (if desired). Please also familiarize yourself with the **"General rules for the carriage of passengers"** and **"Privacy Notice"** and confirm by ticking. Then click **"Submit"**.

IMPORTANT: The payment method must be **"Corporate Client Account"**.

Pay for your order

Passenger #1 Adult (Full price)		€11.90	
<div> Kaunas - Vilnius</div>			
824	06:30 Kaunas	→→→	07:45 Vilnius
Seat		22	1 carriage 1 class
			Thu, 25/08

Total to pay

€11.90

Add voucher

Buyer details

Email *

Phone number*

+370

Comment

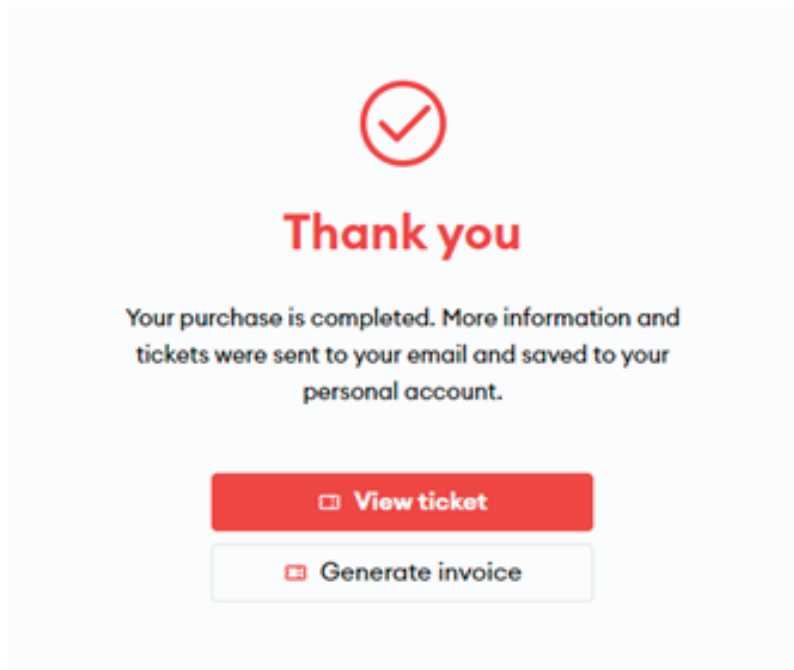
Payment details

☐ E-Banks and payment cards☒ Corporate Client Account☒ I confirm that I have read and agree to **General rules for the carriage of passengers** and **Privacy Notice*****Submit**

9

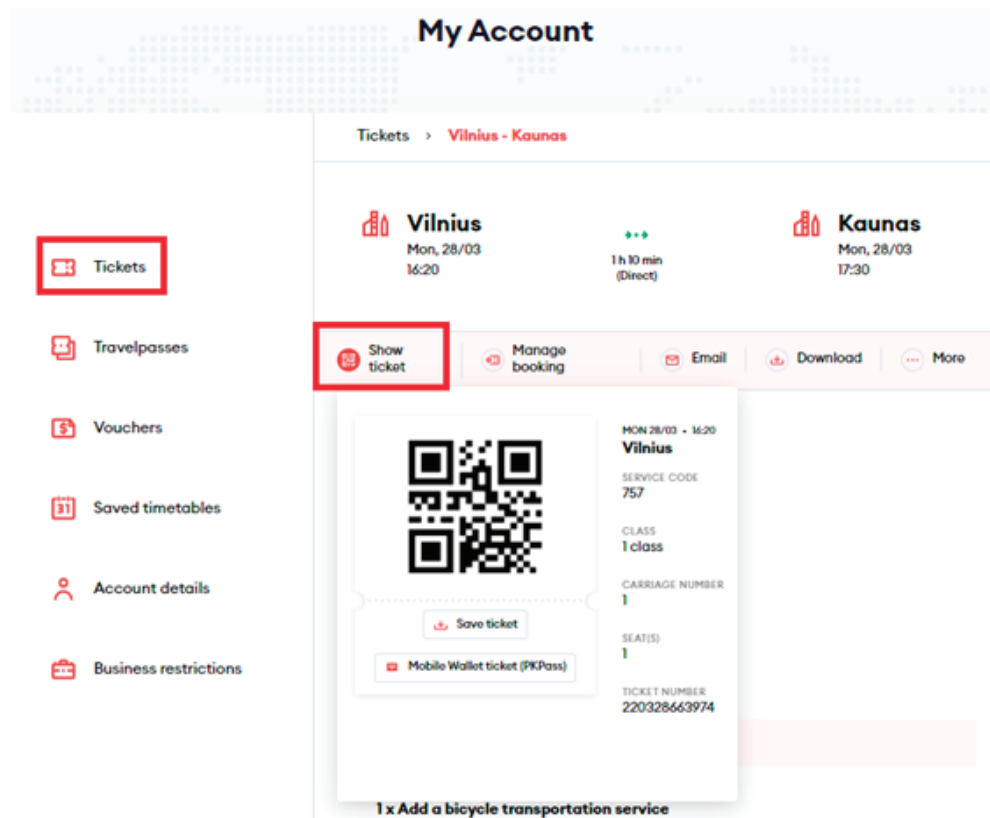
After confirming the order, you will see a pop-up window on the screen with a message informing you that the ticket purchase transaction has been completed successfully.

IMPORTANT: please note that you will not be able to generate an invoice. It will be generated and sent for all tickets purchased during the month on behalf of the company under the concluded agreement.



NOTE: clicking “**View ticket**” will take you to your account and you will see more detailed travel information, as well as you will be able to edit your booking (change seat, change ticket or return it), to forward the ticket to another e-mail address, download the ticket to your device or just print it out.

IMPORTANT: you can show your ticket from your account, so you don't need to print or send it!




IMPORTANT: the system will send the ticket in **PDF** format to the specified e-mail address and a mobile wallet ticket in **pkpass** format, which you can embed in the e-wallet of your smart device.

You can search for e-wallets on your device: Android:



iOS:



Ticket management in your account

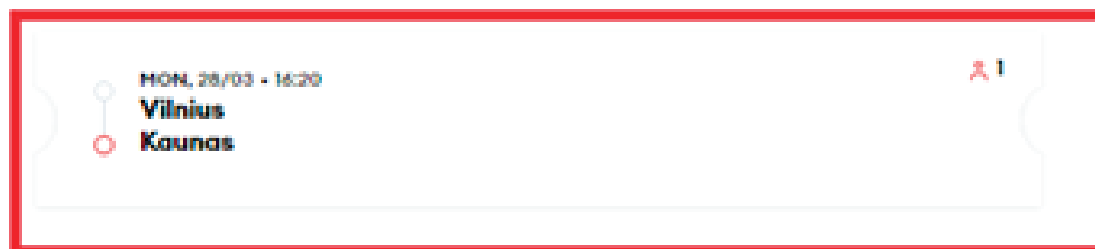
Ticket display in your account



Tickets

Future tickets

Past tickets



Viewing the ticket directly from your account

My Account

Tickets > **Vilnius - Kaunas**

Vilnius
Mon, 28/03
16:20

1 h 10 min
(Direct)

Kaunas
Mon, 28/03
17:30

Tickets

Travelpasses

Vouchers

Saved timetables

Account details

Business restrictions

Show ticket

Manage booking

Email

Download

More

MON 28/03 • 16:20
Vilnius

SERVICE CODE
757

CLASS
1 class

CARRIAGE NUMBER
1

SEAT(S)
1

TICKET NUMBER
220328663974

Save ticket

Mobile Wallet ticket (PKPass)

1 x Add a bicycle transportation service

Editing the ticket in your account: change seat, change ticket or return ticket:

The screenshot displays the 'My Account' interface. On the left is a sidebar with navigation links: Tickets, Travelpasses, Vouchers, Saved timetables, Account details, and Business restrictions. The main content area is titled 'Tickets > Vilnius - Kaunas'. It shows a flight from Vilnius (Mon, 28/03, 16:20) to Kaunas (Mon, 28/03, 17:30) with a duration of 1h 10 min (Direct). Below the flight details is a horizontal menu with options: Show ticket, Manage booking (highlighted with a red box), Email, Download, and More. A dropdown menu for 'Manage booking' is open, showing three options: Manage seats and additional products, Change tickets, and Refund tickets (all highlighted with a red box). Below the dropdown, the ticket details are listed: SEAT 75, CLASS 1 class, CARRIAGE NUMBER 1, and SEAT(S) 1. At the bottom, there is an 'Extra services' section showing '1 x Add a bicycle transportation service'.

My Account

Tickets > Vilnius - Kaunas

Vilnius
Mon, 28/03
16:20

1h 10 min
(Direct)

Kaunas
Mon, 28/03
17:30

Show ticket | **Manage booking** | Email | Download | More

- Manage seats and additional products
- Change tickets
- Refund tickets

SEAT 75

CLASS
1 class

CARRIAGE NUMBER
1

SEAT(S)
1

Extra services

UAB YARD VENTURE KREDITU
1 x Add a bicycle transportation service

Forward the ticket to another e-mail:

The screenshot displays the 'My Account' interface. On the left is a sidebar with navigation links: Tickets, Travelpasses, Vouchers, Saved timetables, Account details, and Business restrictions. The main content area is titled 'Tickets > Vilnius - Kaunas'. It shows a flight itinerary from Vilnius to Kaunas on Monday, 28/03, with a 1h 10 min direct flight. Below the itinerary is a row of action buttons: 'Show ticket', 'Manage booking', 'Email', 'Download', and 'More'. The 'Email' button is highlighted with a red box. A modal dialog box is open over the 'Email' button, featuring a text input field and a red 'Send' button, both also highlighted with red boxes. Below the flight details, there is an 'Extra services' section showing 'UAB YARD VENTURE KREDITU' and '1x Add a bicycle transportation service'.

My Account

Tickets > Vilnius - Kaunas

Vilnius
Mon, 28/03
16:20

1h 10 min
(Direct)

Kaunas
Mon, 28/03
17:30

Show ticket | Manage booking | **Email** | Download | More

16:20 Vilnius
17:30 Kaunas

SERVICE CODE
757

CLASS
1 class

CARRIAGE NUMBER
1

SEAT(S)
1

Extra services


UAB YARD VENTURE KREDITU
1x Add a bicycle transportation service

Download the ticket in PDF format or to the device in pkpass format


My Account

- Tickets
- Travelpasses
- Vouchers
- Saved timetables
- Account details
- Business restrictions

Tickets > Vilnius - Kaunas

**Vilnius**
Mon, 28/03
16:20

1 h 10 min
(Direct)

**Kaunas**
Mon, 28/03
17:30

Show ticket

Manage booking

Email

Download

More

16:20 Vilnius

17:30 Kaunas

SERVICE CODE
757

CLASS
1 class

CARRIAGE NUMBER
1

SEAT(S)
1

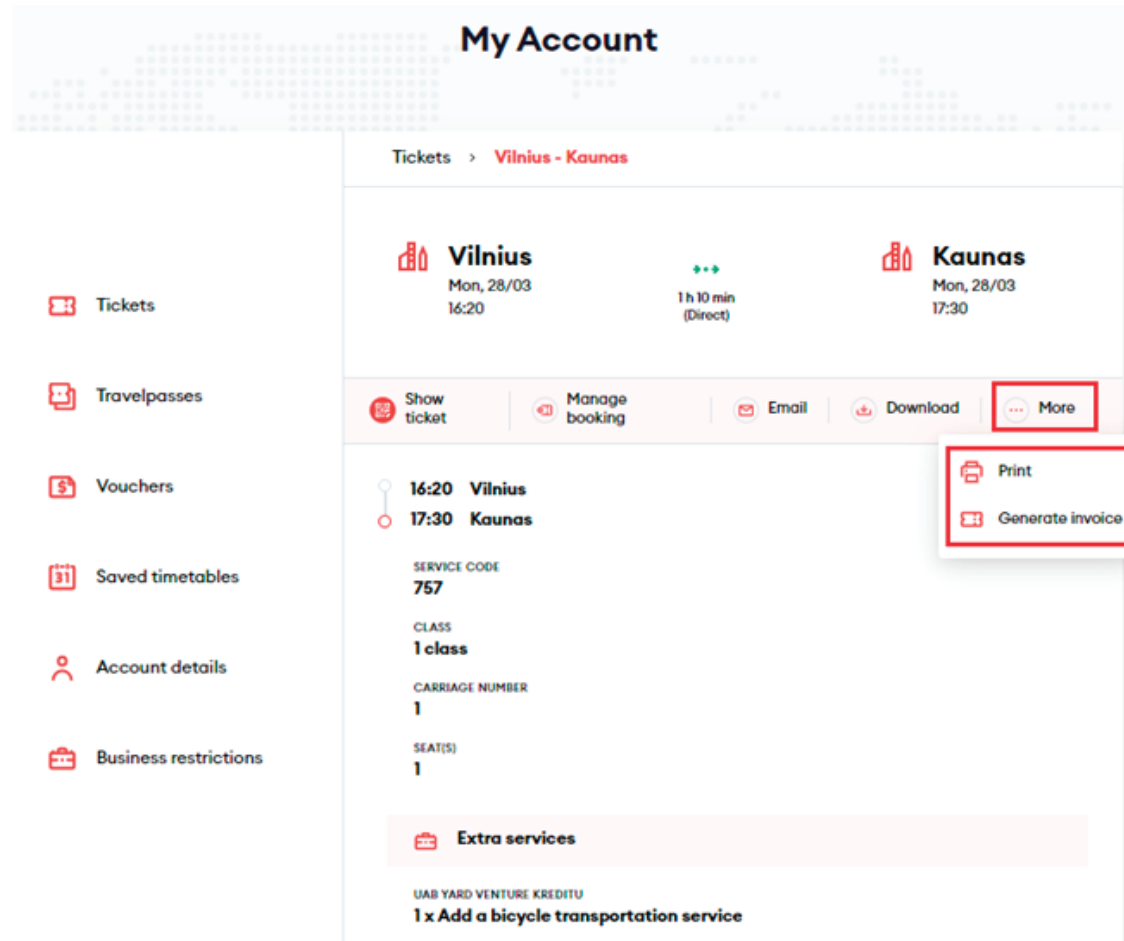
Extra services

UAB YARD VENTURE KREDITU
1 x Add a bicycle transportation service

PDF Ticket (PDF)

Mobile Wallet ticket (PKPass)

Click "More" to print the ticket



NOTE: tickets cannot be purchased with a business customer card on trains and at station checkouts.

IMPORTANT: please note that you will not be able to generate an invoice. It will be generated and sent for all tickets purchased during the month on behalf of the company under the concluded agreement.



Congratulations!

**Now you know how
to buy a one-time ticket
in the new ticketing system!**